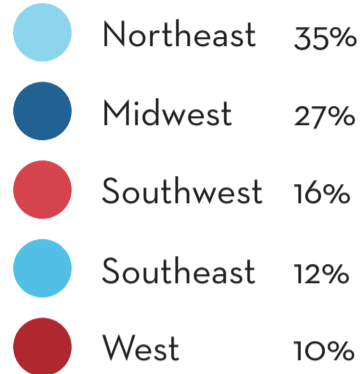
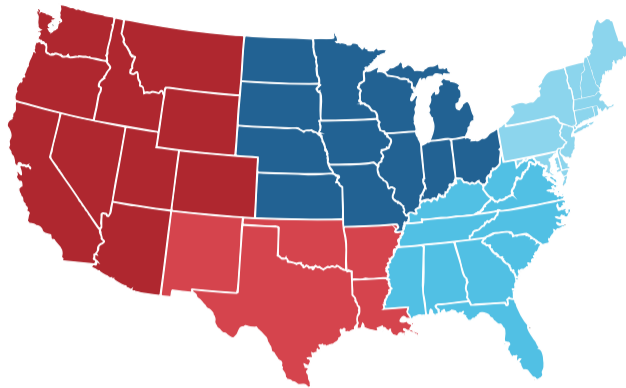


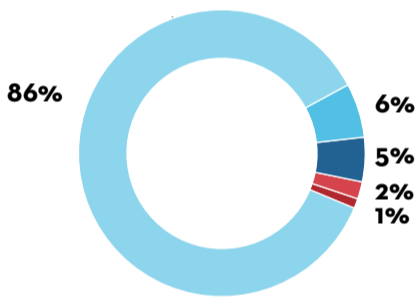
THE 2021 **FMS FORUM ANNUAL CONFERENCE**
ATTENDEE SNAPSHOT

June 14 - 15, 2021 • Washington, DC & Virtual

ATTENDEES
BY REGION

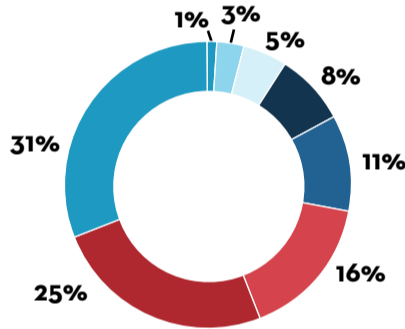


ATTENDEES BY INSTITUTION TYPE



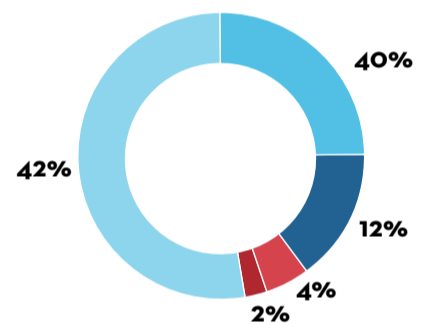
Banks/Credit Unions/Thrifts	86%
Government AGENCY	6%
Holding Agency	5%
Other	2%
InfoTech Service	1%

ATTENDEES BY ASSET SIZE



Less than \$100M	3%
\$100M - \$249M	11%
\$250 - \$499M	16%
\$500M - \$999M	25%
\$1B - \$4.99B	31%
\$5B - \$9.99B	5%
\$10B or Greater	1%
Other	8%

ATTENDEES BY JOB FUNCTION



Accounting/Finance	42%
Executives	40%
Other	12%
Auditor/Consultant	4%
Marketing/Operations/Sales	2%

79% OF ATTENDEES ARE MEMBERS

21% ARE NON-MEMBERS



67%
OF ATTENDEES
WERE VIRTUAL



33%
OF ATTENDEES
WERE IN-PERSON



42%
OF ATTENDEES
WERE AFFILIATES



58%
OF ATTENDEES
WERE BANKERS